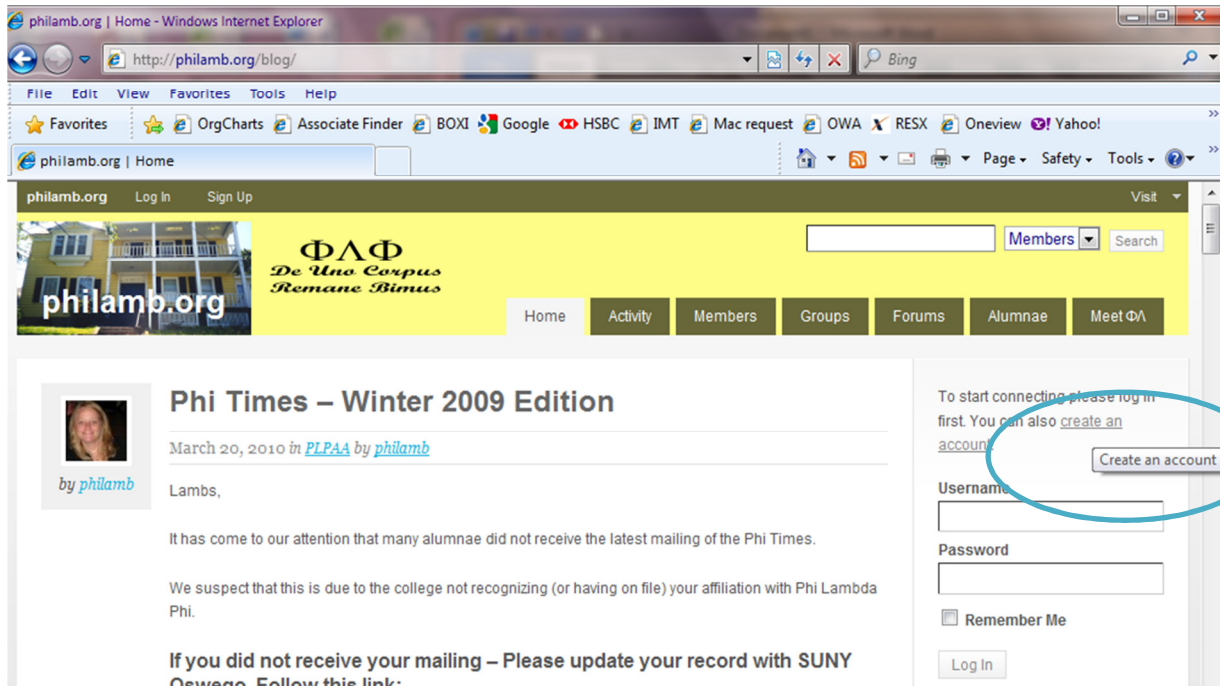


Navigating & Posting to Philamb.org website

Go to www.philamb.org

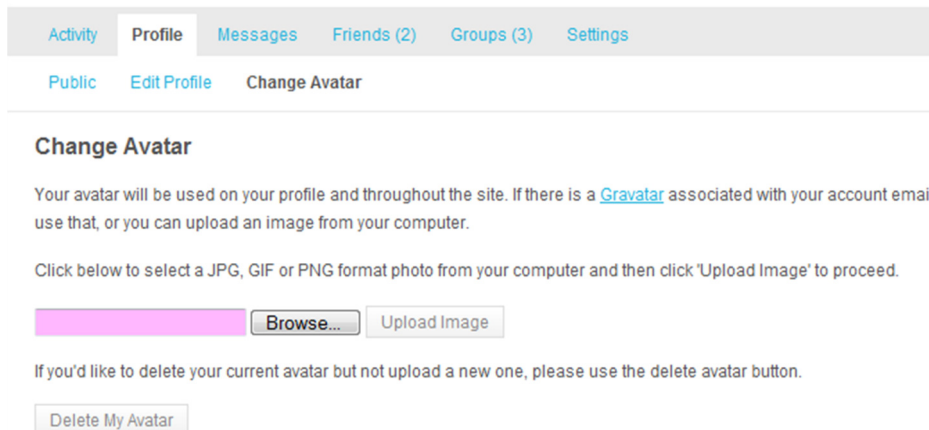
On the right hand side there is a link that says “create an account”



The screenshot shows the philamb.org website in a Windows Internet Explorer browser. The page features a yellow header with the site logo and navigation tabs for Home, Activity, Members, Groups, Forums, Alumnae, and Meet Φλ. Below the header, there is a main content area with a post titled "Phi Times – Winter 2009 Edition" dated March 20, 2010. On the right side, there is a login form with fields for Username and Password, a "Remember Me" checkbox, and a "Log In" button. A "Create an account" button is circled in blue, and a tooltip points to it with the text: "To start connecting, please log in first. You can also [create an account](#)."

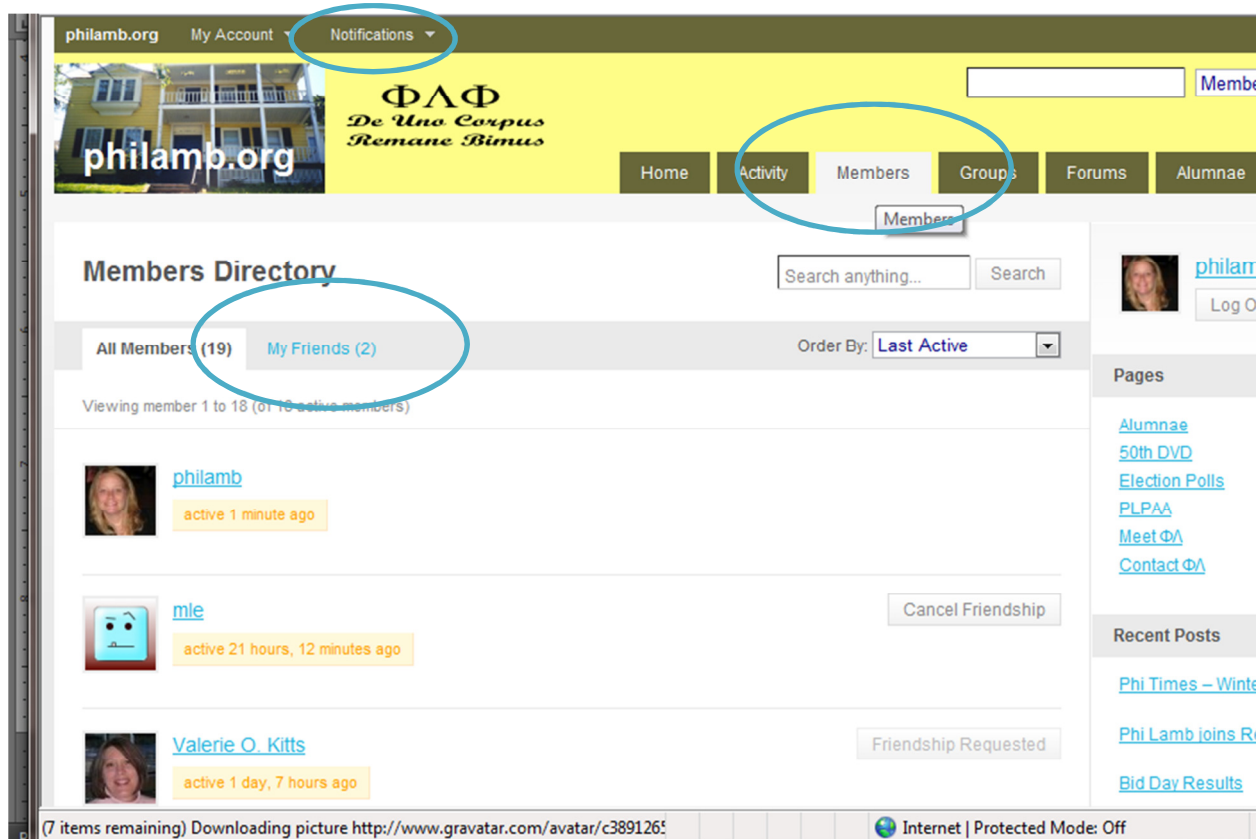
Click the “Create an account” button and build your profile. You can choose a screen name, and required information includes your name, maiden name and pledge class.

Your “Avatar” is your profile picture. Similar to Facebook you can upload a picture of yourself. Hit browse, choose an image on your computer and hit “upload”.



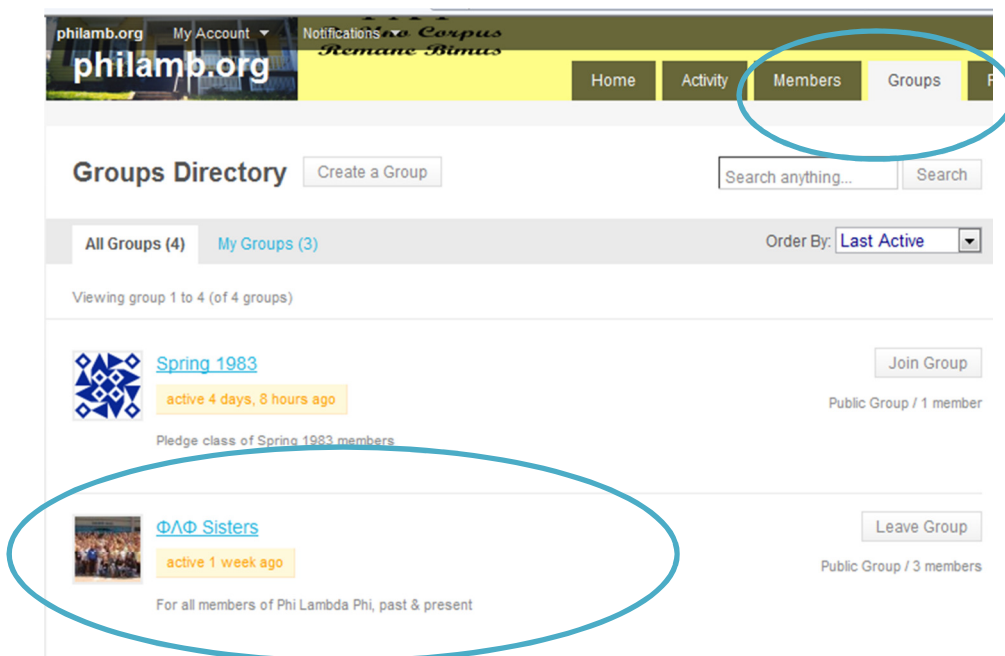
The screenshot shows the "Change Avatar" page on the website. At the top, there are navigation tabs for Activity, Profile, Messages, Friends (2), Groups (3), and Settings. Below these are links for Public, Edit Profile, and Change Avatar. The main heading is "Change Avatar". The text explains that the avatar will be used on the profile and throughout the site, and that users can either use a Gravatar associated with their email or upload an image from their computer. It instructs users to click below to select a JPG, GIF, or PNG format photo and then click "Upload Image" to proceed. There is a pink rectangular area with a "Browse..." button and an "Upload Image" button. At the bottom, there is a "Delete My Avatar" button.

You can go to the Members page and view who else has signed up. You can “friend” them. At the top left under “Notifications” you will see requests from other members requesting your friendship.



This allows you to invite a member to one of your Groups. Groups allows you to post and share information with other members of that Group. This can be a private or a public group.

The $\Phi\Lambda\Phi$ Sisters Group is a public group. Anyone can post and share information here.



Remember that you can comment anywhere on the site you wish.

If you scroll down the bar on the right hand side, you will see recent comments :

[Phi Lamb Facebook Group \(Alumnae\)](#)
[Phi Lamb Gear from CafePress!](#)
[Phi Lamb Yahoo Group](#)

Recent Comments

[philamb](#) on [Bid Day Results](#)

Valerie Kitts on [Bid Day Results](#)

bbauman on [Bid Day Results](#)

smkassal on [Bid Day Results](#)

smkassal on [Phi Lamb joins Reunion 2010](#)

emily on [Hello world!](#)

Your comment will appear here. 😊

Posting on philamb.org

If you would like me to post an announcement or article, I can do this at any time. Just send me the text and any image(s) or media you want included and I will post for you. You can submit this to philamb@philamb.org

In the meantime – you can post to the [ΦΛΦ Sisters](#) group, as this is a public site viewable by anyone stopping by to the website.

Love in phi lamb,

Φ Λ Φ webmistress, Heather (Smith) Connally Sp'92